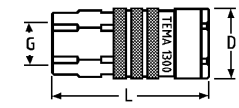
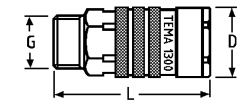


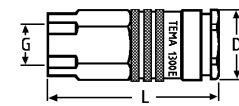
TEMA AIR COUPLING Series 1300



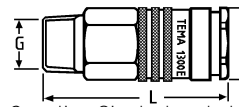
Coupling Female Thread



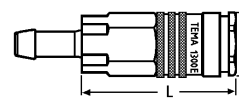
Coupling Male Thread



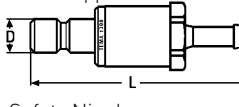
Coupling Single-handed Female Thread



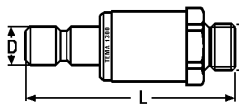
Coupling Single-handed Male Thread



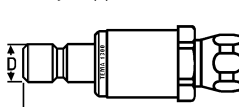
Coupling Single-handed incl. Hose Nipple



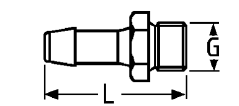
Safety Nipple w/ Hose Connection



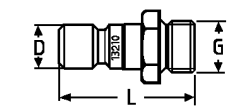
Safety Nipple Male Thread




Safety Nipple w/ Hose Socket



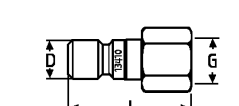
Hose Nipple



Nipple Male Thread



Protective Sleeve



Nipple Female Thread

Type	Part No.	Dimension ISO-BSP		Min. Through-put mm	Rubber Quality	D mm	L mm	WS mm	Max Work. Pres. bar	Hose Inside Diameter		Weight gr.
		Male	Female							mm	inches	
Coupling 4)	1300		1/4	6.8	nitrile	22	49	18	30			81
	1300 A	3/8		6.8	nitrile	22	49	18	30			81
	1300 B		3/8	6.8	nitrile	22	50	20	30			86
	1300 V		1/4	6.8	viton	22	49	18	30			81
	1300 AV	3/8		6.8	viton	22	49	18	30			75
	1300 BV		3/8	6.8	viton	22	50	20	30			86
Coupling Single-handed	1300 E		1/4	7.4	nitrile	22	55	19	30			96
	1300 EA	3/8		7.4	nitrile	22	56	19	30			88
	1300 EB		3/8	7.4	nitrile	22	55	20	30			94
	1300 EC	1/4		7.4	nitrile	22	58	19	30			92
	1300 ED	1/2		7.4	nitrile	26	57	23	30			108
	1300 EEB		3/8	7.4	nitrile	26	55	20	30			100
Coupling incl. Hose Nipple	1300 EK06			4.8	nitrile	22	78	19	30	6	1/4"	98
	1300 EK08			6.4	nitrile	22	78	19	30	8	5/16"	99
	1300 EK10			7.4	nitrile	22	78	19	30	10	3/8"	100
	1300 EK12			7.4	nitrile	22	77	19	30	12	1/2"	101
Hose Nipple I)	1300 EK10			7.4	nitrile	26	78	19	30	10	3/8"	110
	1306	1/4					37	16	30	6	1/4"	16
	1308	1/4					37	16	30	8	5/16"	17
	1310	1/4					37	16	30	10	3/8"	19
Nipple II) Male Thread	1312	1/4					38	16	30	12	1/2"	21
	13110	1/8				12	35	13	30			17
	13110 M	1/8				12	35	13	10			17
	13210	1/4				12	38	14	30			23
	13210 M	1/4				12	35	16	10			25
	13220	3/8				12	38	17	30			27
Nipple III) Female Thread	13230	1/2				12	40	22	30			38
	13405		1/8			12	32	13	30			17
	13410		1/4			12	36	16	30			23
	13410-100	1/4				12	124	16	30			65
Nipple IV) w/ Hose Connection	13411 M		1/4			12	44	18	10			39
	13420		3/8			12	36	20	30			28
	13006					12	44		30	6	1/4"	14
	13008					12	44		30	8	5/16"	15
Safety Nipple V)	13010					12	44		30	10	3/8"	16
	13012					12	47		30	12	1/2"	22
	13006 S					12	73	20	30	6	1/4"	47
	13008 S					12	73	20	30	8	5/16"	49
	13010 S					12	73	20	30	10	3/8"	51
	13012 S					12	74	20	30	12	1/2"	55
Safety Nipple Combined w/ Hose Socket VI)	13210 S	1/4				12	60	20	30			49
	13220 S	3/8				12	60	20	30			48
	13230 S	1/2				12	63	25	30			67
	13006 S-1					12	69	20	30	6	1/4"	60
Plastic Protection Coupling Nipple	13008 S-1					12	69	20	30	6	1/4"	60
	13010 S-1					12	69	20	30	10	3/8"	65
Disc Gasket	1316				PVC							5
	1326				PVC							3
O-ring (1300 E)	13310 N				nitrile							
	13310 V				viton							
Protective Sleeve Fiber Gasket	N7-9.3				nitrile							
	1300-351				PVC	33	73					15
	13320											

